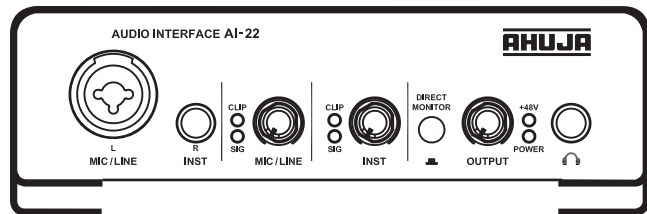
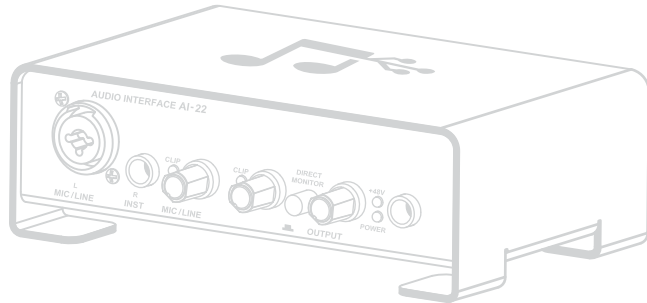


AHUJA[®]**AI-22**
2 x 2 USB Audio Interface**FEATURES**

- Studio Quality(16Bit/48kHz) Digital Recording.
- Features 2 input (Mic/Line & Instrument Level) and 2 output.
- Extreme low-Latency digital streaming.
- Switchable Phantom power.
- Supports Windows/Android & Mac iOS.
- Compatible with popular DAW softwares.
- USB 2.0 Bus-powered.
- Compact durable Aluminum body.

-
- ◆ Thank you for purchasing the AHUJA Audio Interface AI-22.
 - ◆ Please read this manual thoroughly before making connections and turning on the power. Following the instructions in this manual will enable you to obtain optimum performance from your new AHUJA Audio Interface AI-22.
 - ◆ Please retain this manual for future reference.

• Safety Instructions

Read the Instructions: Please read all the instructions in this section carefully before installation or use of the product. All the safety instructions must be followed.

Retain the Instructions: Please retain this Instruction Manual for future reference.



This symbol, wherever it appears, alerts you to the presence of uninsulated hazardous voltage that may be sufficient to constitute a risk of electric shock. External wiring to any terminal marked with this symbol must be done by a trained and instructed person only.



This symbol, wherever it appears adjacent to a component, alerts you that the concerned component can only be replaced by another of the exact same specifications.

WARNING

- To reduce the risk of electric shock, do not remove the top cover. Do not use serviceable parts inside. Refer all servicing to qualified personnel only.

CAUTIONS

Water & Moisture: To reduce the risk of fire or electrical shock, do not expose this set to rain or moisture. Do not use this set near water or in a wet location. Do not keep any object filled with liquid, such as a vase, on top of this set.

Power Source: AI-22 is a USB powered device. Use only with PC / Laptop to power up the device with USB A+B Cable.

• Audio Interface Features

Core Technology

- Bus-powered USB 2.0 Audio Interface.
- 16-bit resolution; 44.1, 48kHz sampling rate.
- 2x2 USB Audio Interface.
- It streams 2-inputs / 2-outputs with ultra low latency to your computer, supporting Mac OS and Windows xp or higher.

Inputs and Outputs

- One microphone input with low-noise, high-headroom pre-amplifier and switchable +48V phantom power over USB bus power.
- One instrument input, it supports guitar straight in through the instrument input.
- Two mono 6.3mm (¼") line level outputs.
- Stereo headphone output with level control.

Controls

- Zero-latency monitoring via internal analog mixer (fixed 50/50 mix) via direct monitor switch.
- Signal present and clipping LEDs.

Software Compatibility

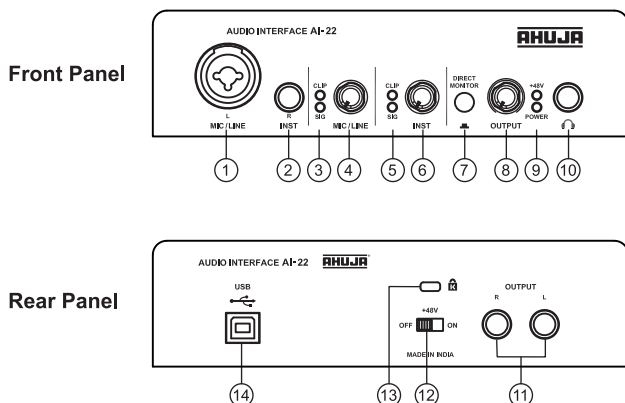
- Compatible with popular DAW softwares for Mac OS & Windows.
- Support various third-party Software resources.

Construction and Security

- Kensington lock hole.
- AL - Metal chassis.

Note: AI-22 is a USB powered device, it is recommended to connect with PC/ Laptop only.

• Front & Rear Panel Controls & Features



- 1. Combo Jack Socket:** Connect a microphone or a line level analog input to the XLR/6.3mm (1/4") jack respectively. It accepts both balanced and unbalanced input.
- 2. Inst. Input Jack Socket:** Connect an instrument like guitar or line level analog input to the 6.3mm (1/4") mono jack.
- 3. CLIP and SIG LED:** These LEDs glow to indicate the signal & Clip level of the Mic/Line Input Signal.
- 4. MIC/Line Input Gain Control:** To control the gain level of MIC/Line input signal.
- 5. CLIP and SIG LED:** These LEDs glow to indicate the signal & Clip level of the instrument input signal.
- 6. Inst. Input Gain Control:** To control the gain level of instrumental input signal.
- 7. Direct Monitor Switch:** Press this switch to monitor the mix signal, i.e., individual input as well as from computer (keep direct monitor switch in press condition).
- 8. Output Volume Control:** To control the volume level of mix signal for L&R as well as for headphone.
- 9. Power and +48V LED:** These LED's indicate the power ON and phantom power supply +48V ON.
- 10. Headphone Jack Socket:** 6.3mm (1/4") stereo jack for headphone output to monitor the mix signal.
- 11. Output Jack Socket:** Mono L&R line output socket to connect the powered speaker or any other amplifier.
- 12. +48V Phantom power ON/OFF Switch:** Switch ON when use the condenser microphone at mic input. Keep it OFF when not in use.
- 13. Kensington Lock:** It is the security lock for the equipment. (Not provided with the equipment)
- 14. USB Socket:** It is type B USB socket to connect the audio interface to computer, audio interface use USB socket to power up and data transfer.

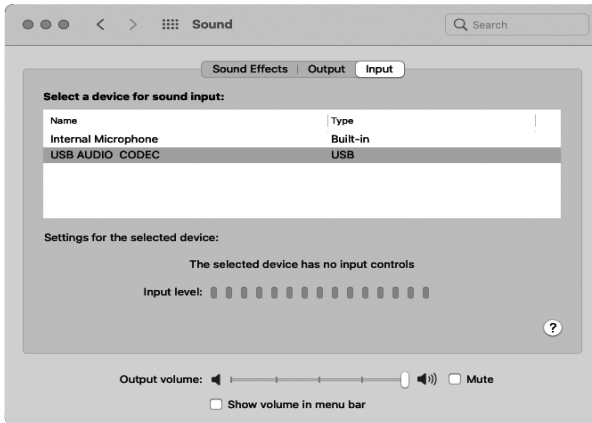
Note: AI-22 is a USB powered device, it is recommended to connect with PC/ Laptop only.

• Quick Start Guide

Thank you for purchasing an AI-22 USB interface! Follow these easy steps to get started quickly.

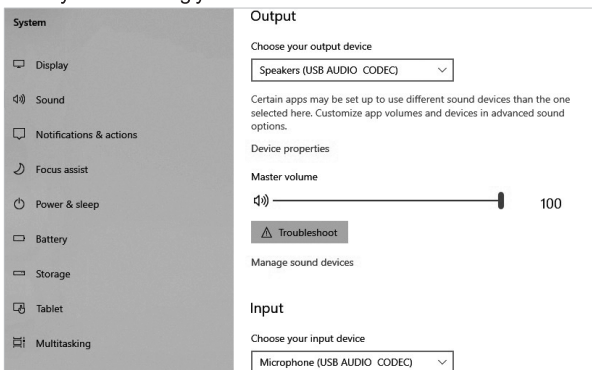
FOR MAC USERS

1. Connect the AI-22 to your Mac using the included USB cable.
2. If your computer has USB-C ports, use a USB-C to USB-B cable (rated for USB2.0), or a USB-B to USB-A adapter, (to be brought separately).
3. Go to the Apple menu and choose System Preferences.
4. Click Sound and choose the USB AUDIO CODEC as the input and output device.



FOR WINDOWS USERS

1. Connect the AI-22 to your PC using the included USB cable.
If your computer has USB-C ports, use a USB-C to USB-B cable (rated for USB2.0), or a USB-B to USB-A adapter, (to be brought separately).
2. Go to the Windows Sound Control Panel and choose USB AUDIO CODEC as the default input and output device.
3. Connect speakers and/or a pair of headphones to the AI-22, so you can hear your computer's audio output. For powered speakers, connect them to the outputs on the back panel.
4. You are now ready to start using your AI-22 interface.



Note: AI-22 is a USB powered device, it is recommended to connect with PC/ Laptop only.

• Software Installation

USB Audio Class-compliant Operation

Ahuja AI-22 Audio Interface is a USB audio class compliant device. This means that you can connect it to your Mac OS or Windows with a USB cable and use it without installing any software drivers. The computer recognizes your AI-22 Audio Interface as a USB audio device and makes its inputs and outputs available to your host audio software. Basic settings, such as the hardware's sample rate, are made in your host software. In this scenario, your AI-22 Audio Interface provides basic audio input and output, and no software driver installation is necessary.

• Audio interface - Makes Recording Easy

Ahuja Audio Interface AI-22 capture your microphones and instruments and start recording audio directly to your computer. Combining leading technical specifications with incredible performance and sound quality, AI-22 is the perfect interface for beginners and professionals.

AI-22 is Made for you; Made for Streamers, Podcasters, Musicians, Artists, Creatives, Beatmakers, Producers, A smart creative design to deliver a powerful recording solution no matter your art form.

Whether recording your latest track, producing a beat, or creating a podcast. it gives you unrivalled audio quality on your desktop.

Inspiration is everywhere for singers/ musicians, so bring your studio with you and record wherever you go. The two-input Ahuja's Audio Interface AI-22 lets you capture your voice and instrument on your Mac or Windows PC.

Mobile Recording Made Easy

The audio interface, when clubbed with recording software, makes recording of compositions and tracks easy. Record in stereo on your system. Either way, the Audio interface provide the platform needed to

record on the road and in the studio, when interface with recording and production software for Mac OS and Windows for editing and mixing. You can complete the whole project on your laptop with AI-22.

Loud and Clear

To record great-sounding music, you need outstanding pre-amps and digital converters. And to hear what you're doing, you need a headphone that keeps up with the rest of the design. The AI-22 audio interface delivers it all, with unique microphone pre-amplifiers, and we've equipped the Audio interface with a sweet-sounding Mic pre-amp that will capture your voice in all its glory. Clean, clear, 16-bit, 48 kHz digital converters and an ultra-loud, crystal-clear headphone output ensures you hear every detail.

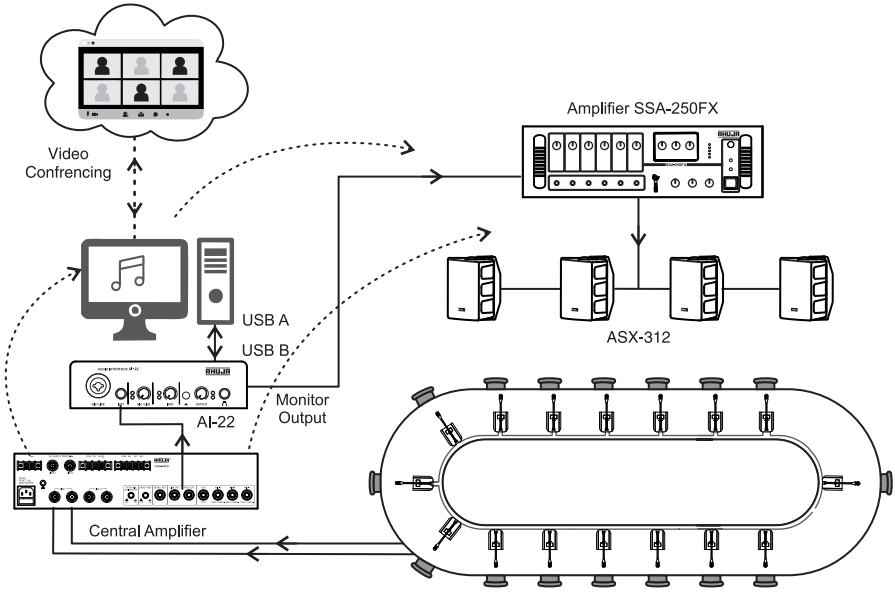
Built to Travel

AI-22 is a mobile audio interface in the best sense of the term. It can sit on a tabletop or fit in the pocket of a backpack or laptop bag. Its Aluminum metal chassis is built like a small tank - yet it weights just 0.5 kg. Wherever your travels take you, whenever your creative muse calls, your AI-22 audio interface will be ready to help you compose and record your masterpiece.

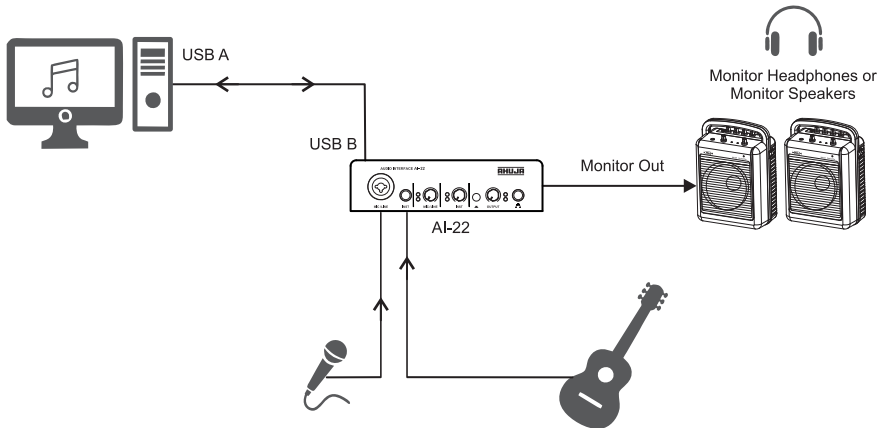
Note: AI-22 is a USB powered device, it is recommended to connect with PC/ Laptop only.

• Typical Applications

Video Conference (Zoom Google Meet, Microsoft Team etc.)



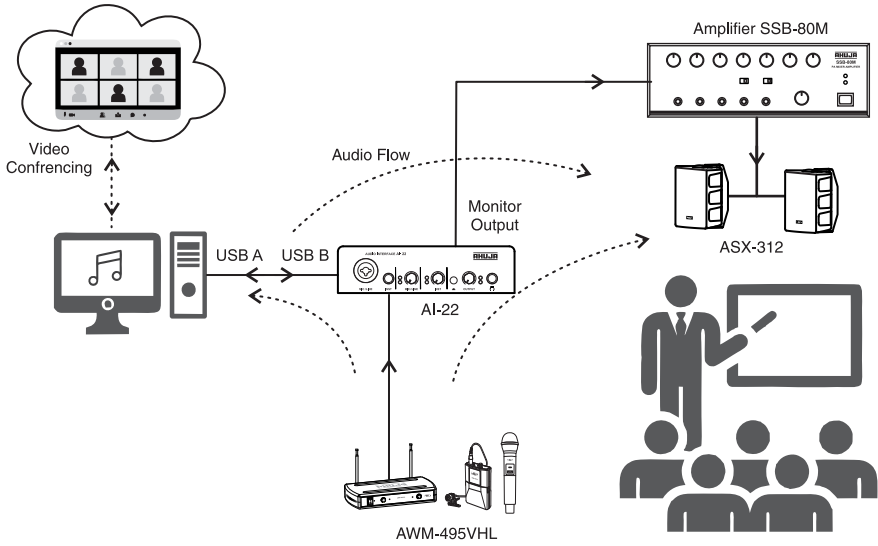
Home Studio



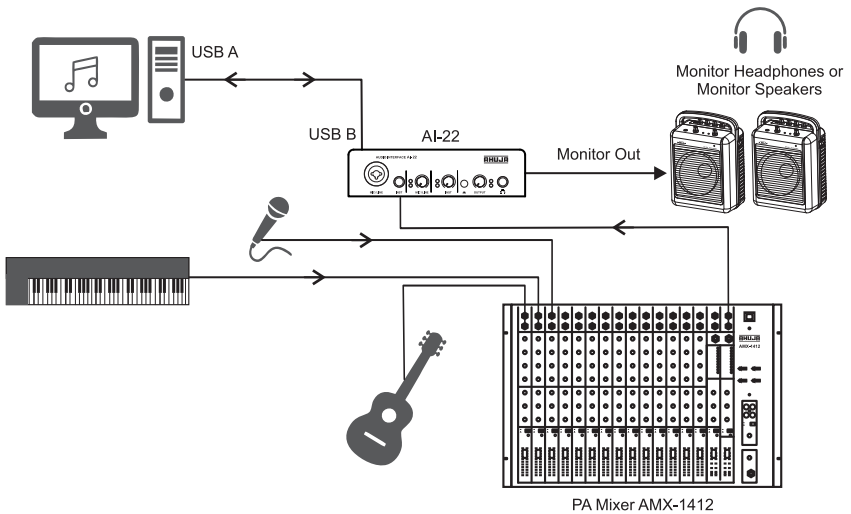
Note: AI-22 is a USB powered device, it is recommended to connect with PC/ Laptop only.

• Audio Interface Features

Class Room Teaching (Online and Hybrid)



Semi Professional Studio



Note: AI-22 is a USB powered device, it is recommended to connect with PC/ Laptop only.

• Specifications

MICROPHONE INPUT / LINE INPUT

Type	: Combo XLR female / 6.3mm (1/4") TRS balanced
Frequency Response ($\pm 1.0\text{dB}$)	: 30Hz to 20kHz
Input Impedance (Balanced)	: 2.2k Ω / 18k Ω
THD+N (1kHz @ +0dBu Output)	: $\leq 0.5\%$
S/N Ratio (1kHz @ +0dBu Output)	: $\geq 55\text{dB}$
Input Level (0dBu Gain, 1kHz)	: 3mV ($\pm 1\text{mV}$) / 35mV ($\pm 2\text{mV}$)
Phantom Power ($\pm 2\text{VDC}$)	: +48 VDC (at XLR female only)

INSTRUMENT INPUT

Type	: 1 x 6.3mm (1/4") female, unbalanced
Input Impedance	: 1M Ω
Frequency Response ($\pm 1\text{dB}$)	: 20Hz to 20kHz
Input Level (0dBu Gain, 1kHz)	: 285mV ($\pm 10\text{mV}$)

OUTPUT L & R

Type	: 2 x 6.3mm (1/4") female, unbalanced
Maximum Output ($\pm 20\text{mV}$)	: 775mV

HEADPHONE OUTPUT

Type	: 6.3mm (1/4") active stereo
Maximum Output ($\pm 20\text{mV}$)	: 300mV/ch. @ 8 Ω Load

DIGITAL AUDIO

Bit Depth	: 16 bit
Internal Sample Frequency Selections	: 44.1, 48 (kHz)
Power	: USB bus-powered
Dimensions	: W175 x H58 x D123 mm
Weight	: 550g approx.

Accessories: 1 x USB A + B Cable

Design and Specifications are subject to change without notice owing to continuous product up-gradation. Technical specifications are subject to production tolerances. We cannot be held responsible for printing errors, should they occur. **AHUJA** is a registered trademark of Ahuja Radios in India and other countries. © Copyright Ahuja Radios, 2022. All rights reserved. Any unauthorized reproduction or use of logos, images or design elements is strictly prohibited by law. No part of this compilation may be reproduced in any manner or translated without written permission.

AHUJA RADIOS

215, Okhla Industrial Estate, New Delhi-110020, INDIA
C-45, Phase-II, Noida-201305 (UP) INDIA ● 3, Okhla Industrial Estate, New Delhi-110020 INDIA
Tel.: +91-11-26831549, 41612474 Fax: +91-11-26847287 E-mail: ahuja@ahujaradios.com
Website: www.ahujaradios.com

E.&O.E.