



Ahuja introduces a single 6x4" speaker with line matching transformer in rugged, vandalproof metal housing : ideal for Railway Coaches, Industrial Environments, outdoor under-shade installations and a variety of other PA installations where ruggedness, high reliability and long life are essential. The powder-coated sturdy metal enclosure makes the speaker environment-resistant and vandal proof. The 100V line matching transformer is inbuilt, and plastic grommets are provided for safe entry and exit of the 100V sound installation cables. Power taps are easily selectable through change of connector inside the cabinet.

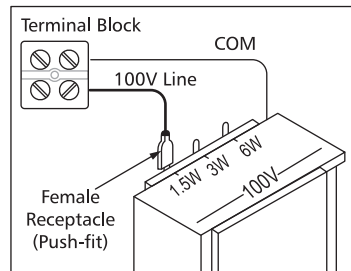
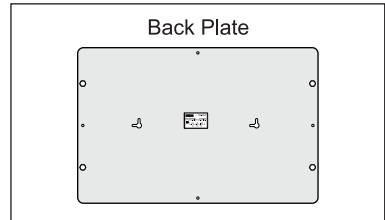
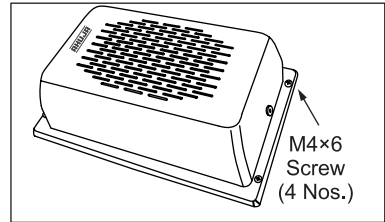
- Vandal proof metal cabinet in ivory colour.
- 6" x 4" wide range 6W speaker .
- Key holes for easy wall mounting.
- Power tap selection on 100V through female receptacle (push fit).

SPECIFICATIONS

Input Power	: 6W RMS
Power Tap on 100V	: 6/3/1.5W
Impedance	: 1.6k/3.3k/6.6kΩ
Frequency Response	: 150-10,000Hz
SPL at 1KHz	: 91dB at 1W/1m
Speaker	: 6" x 4" Wide Range Speaker
Dimensions	: W172 × H263 × D78 mm
Weight	: 1.4 Kg. approx.

Installation Procedure

- Remove the four nos. M4×6mm screws which fix the top enclosure with back plate.
- Fix the plate on the surface on which the enclosure is to be mounted i.e. ceiling of factory, workshop, school etc. Self tapping screws are to be used for fixing the plate. Please ensure the side having sticker for tap selection is facing you after fixing the plate.
- Select Power tap as desired by fixing the wire with female receptacle (with black wire) on the selected tag of the line matching transformer.
- Insert the 100V audio line cable in the grommet and fix it to the black terminal block provided. A second hole with grommet is provided on the other side for taking out a 100V cable for connecting other speakers.
- Now Fix the speaker box (top enclosure) on the plate with the 4 nos. (M4×6mm) screws which were removed in point no. 1.

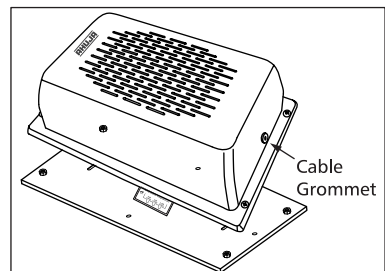


⚠ CAUTION

Make sure the speaker box is mounted on the wall or ceiling securely, in a way which can safely hold the weight of the speaker box permanently.

The 100V cables must not be live when wiring connections are being made to the speaker box.

All installation work must be done by a trained and instructed person only.



Design and Specifications are subject to change without notice. • AHUJA is a registered trademark of Ahuja Radios in India and other countries. © Copyright Ahuja Radios, 2009. All rights reserved. Any unauthorized reproduction or use of logos, images or design elements is strictly prohibited by law. No part of the compilation may be reproduced in any manner or translated without written permission.

AHUJA RADIOS • 215, Okhla Industrial Estate, New Delhi - 110 020, INDIA

Tel.: +91-11-26831549, 41612474 Fax : +91-11-26847287

E-mail: ahuja@ahujaradios.com Website: www.ahujaradios.com