

Hand Grip Type PA MEGAPHONE

- Compact and Lightweight Megaphone.
- Elegant, attractive design.
- All ABS Body – Sturdy but Light weight.
- Ergonomic Design - Easy to Hold & Carry.
- Pencil cells AA type (6 ×UM-3) used.
- High Efficiency & Clear sound.
- Microphone with volume control and Push type ON/OFF Switch.
- Power ON LED indication provided.

SPECIFICATIONS

Power Output : 5W rated/10W max.

Power Source : 9V DC 6 x UM-3 Cells

Microphone : Unidirectional

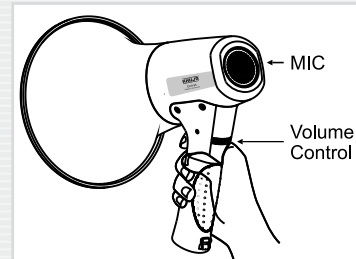

Dimensions : Horn Dia 185mm, Length 300mm

Weight : 1.0kg with cells (0.93kg without cells)

**Ideal for: Crowd Control... Fire Fighting...Travel Guides... Schools ...
Sports Events ... Exhibitions ... Field Publicity... Film Shooting... Religious Gatherings...**

OPERATING INSTRUCTIONS:

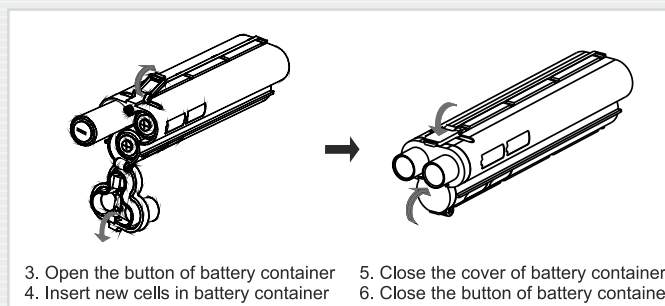
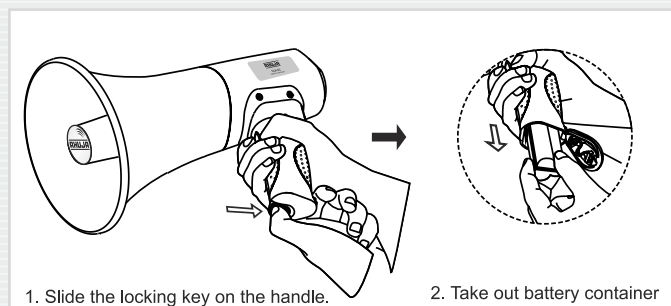
1. Insert 6 nos of pencil cells (UM-3) in the battery containers as explained under heading “Battery replacement”.
2. Holding the megaphone handle by hand, press the yellow ON/OFF push switch on the handle. The megaphone power will be switched ON and the Power LED on the upper side of the handle will light up.
3. Speak with your lips close to the MIC.
4. Rotate the yellow volume control on the upper side of the handle to adjust the volume (level). If feedback & howling occurs, reduce the volume.
5. Normally, the Power LED should be green. If the Power LED is RED, it means batteries need to be replaced.



BATTERY REPLACEMENT:

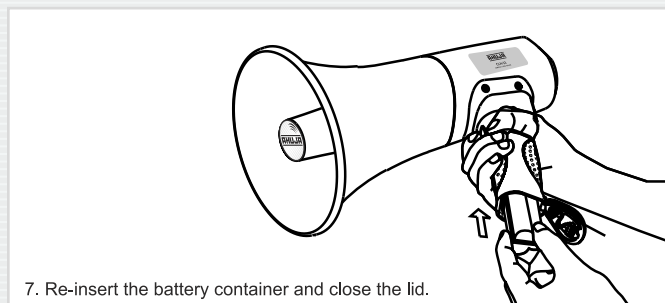
Slide the key which is at the end of the handle to open the cover of the handle.

Take out the battery container and put in 6pcs of new pencil cells (UM-3 type). Re-insert the battery container & close the lid of the battery compartment. Ensure correct polarity of the batteries as per marking on the battery compartment.



PRECAUTIONS

- Make sure the batteries (Pencil cells) are inserted with correct polarity.
- When the megaphone is not in use for a long period, remove the battery cells from the megaphone.



Design and Specifications are subject to change without notice owing to continuous product up-gradation. Technical specifications are subject to production tolerances. We cannot be held responsible for printing errors, should they occur. AHUJA is a registered trademark of Ahuja Radios in India and other countries. © Copyright Ahuja Radios, 2013. All rights reserved. Any unauthorized reproduction or use of logos, images or design elements is strictly prohibited by law. No part of this compilation may be reproduced in any manner or translated without written permission.